


FIRETUBE BOILER

4-PASS DRYBACK



4-PASS TECHNOLOGY

- Engineered for efficient-duty operation
- Front flue gas outlet

DRYBACK DESIGN

- Ideally suited for “steady” steam loads
- Easier to maintain (i.e., tube removal: tubes can be removed from either front or rear - ideal for fireside inspections)
- Lower Capital costs



HINGED AND DAVITED DOORS FACILITATE SIMPLE AND SAFE ENTRY

EXCELLENCE IN THE MAKING

Every FRONTIER® firetube boiler is produced against a company-wide “Concept to Completion” credo that exists from project inception through to boiler commissioning and start-up. Our manufacturing facilities are equipped to deliver on the diversity of firetube applications across multiple industries.

Our firetube team works seamlessly from in-house engineering and project management on through to manufacturing, logistics and field service to deliver a flawless product. Victory Energy controls the quality and timeliness on all project engagements to ensure that the product arrives on time and on budget.

HP RANGES FROM 200 HP - 1,500 HP



F4-DB FEATURES / OPTIONS

- ✓ Center-fired furnace design
- ✓ Ring groove technology
- ✓ Front davited doors
- ✓ Rear davited entry doors to furnace and inlet of 2nd pass
- ✓ Two hinged rear doors for 3rd and 4th pass
- ✓ Heavy-duty gauge tubes - 0.105” MW
- ✓ .75-inch minimum tubesheet wall thickness
- ✓ Heavy-duty steel frame
- ✓ Refractory-backed reversing chamber
- ✓ Stainless steel jacket with 2-inch mineral wool insulation
- ✓ Note: Corrugated furnace will be offered on any size, if high pressure designs are required and if customer prefers over plain furnace.

FIRETUBE BOILER

4-PASS DRYBACK

LARGE FURNACE

Generous furnace is suitable for all burners and fuels, also facilitates low emissions.

EROSION PROTECTION


Rather than using hardener over insulation on davited doors, as most competitors do, Victory Energy takes the extra step of providing a high performance metal covering to protect insulation.

MINIMAL THERMAL STRESS


Less thermal stress means reduced maintenance and repair costs.

RING GROOVE ENGINEERING


Exclusive Victory Energy "ring groove" tube attachment results in a very robust tube to tubesheet connection. The added ring groove creates a 40% stronger joint.



EXCLUSIVE HINGED DOOR SAFETY CABLE ASSEMBLY



RING GROOVE WITH 3/4 INCH LIGAMENTS



HEAVY-DUTY STEEL FRAME

NOTE:

For dimensions and data info,
contact your firetube rep for
Document F4-DB-NE.