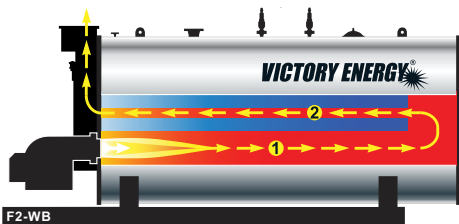


FIRETUBE BOILER

2-PASS WETBACK



2-PASS TECHNOLOGY

- Greatly reduces furnace draft loss
- Engineered for highly efficient operations
- Maximizes fuel to steam efficiency
- Liberal steam release area
- Rifled tubes are used to improve overall thermal performance

WETBACK DESIGN

- Ideally suited for “varying” steam loads
- Engineered for less yearly maintenance issues, wetback boilers utilizes it's water as the heat bearer to boiler components
- Water cooled flue gas reversing chamber



STANDARD DESIGN INCLUDES AN INTEGRAL ECONOMIZER FOR ENHANCED HEAT RECOVERY.

EXCELLENCE IN THE MAKING

Every FRONTIER® firetube boiler is produced against a company-wide “Concept to Completion” credo that exists from project inception through to boiler commissioning and start-up. Our manufacturing facilities are equipped to deliver on the diversity of firetube applications across multiple industries.

Our firetube team works seamlessly from in-house engineering and project management on through to manufacturing, logistics and field service to deliver a flawless product. Victory Energy controls the quality and timeliness on all project engagements to ensure that the product arrives on time and on budget.

HP RANGES FROM 100 HP - 2,500 HP



F2-WB FEATURES / OPTIONS

- ✓ Integral Economizer
- ✓ Rifled tubes
- ✓ Ring groove technology
- ✓ Front davited doors
- ✓ 24” OD davited access door to water cooled flue gas reversing chamber and furnace section
- ✓ Heavy-duty gauge tubes - 0.105” MW
- ✓ Heavy-duty steel frame
- ✓ .75-inch minimum tubesheet wall thickness
- ✓ Water-cooled reversing chamber
- ✓ Stainless steel jacket
- ✓ 2-inch mineral wool insulation
- ✓ Note: Corrugated furnace will be offered on any size if high pressure designs are required and if customer prefers over plain furnace.

FIRETUBE BOILER

2-PASS WETBACK

LARGE FURNACE AND TURNAROUND

The 2-pass design is never less than 28 inches turnaround depth. Overall low gas side pressure drop facilitates excellent burner performance with low blower motor HP requirements.

MINIMAL THERMAL STRESS

A single flue gas turnaround from the furnace to the 2nd pass tubes minimizes tubesheet temperature differentials. Less thermal stress means reduced maintenance and repair costs.

RIFLED TUBES

Because of their internally rifled shape, the rifled tubes are more efficient. The rifling creates turbulent flow which enhances heat transfer between the fireside and the waterside.

EROSION PROTECTION


Rather than using hardener over insulation on davited doors, as most competitors do, Victory Energy takes the extra step of providing a high performance metal covering to protect insulation.

RING GROOVE ENGINEERING


Exclusive Victory Energy "ring groove" standard tube attachment results in a very robust tube to tubesheet connection. The added ring groove creates a 40% stronger joint.




HEAVY-DUTY DAVITED DOORS



RIFLED TUBES



CORRUGATED FURNACE



RING GROOVE WITH 3/4 INCH LIGAMENTS

NOTE:

For dimensions and data info, contact your firetube rep for Document F2-WB-IE.